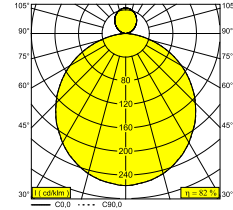
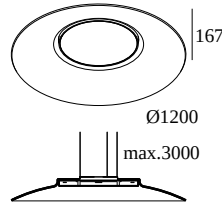




ZOOVER 120 DOWN-UP DARK GREY 930

28220 9300 B

AVAILABLE IN
BLACK 28220 9300 B



[View on website](#)



General info

LOCATION	indoor
INSTALLATION	Ceiling Suspended
INGRESS PROTECTION	IP20
WEIGHT (KG)	7.4
ADJUSTABILITY	non adjustable
INFORMATION	INCL.PC SBL INCL.LED POWER SUPPLY INCL.3 x CABLE SUSPENSION SINGLE AUTO. 3.0m INCL.1 x CABLE 3 x 0.75mm ²

Electrical info

ELECTRICAL	220-240V / 50-60Hz
CLASS	I
POWER SUPPLY	YES
DIM TYPE	non-dimmable
ENERGY CLASS	E
CERTIFICATES	CB, ENEC, RCM

Lightsource info

LIGHTSOURCE NAME	LED
LIGHTSOURCE	DOWN: LED cluster 34,4W / CRI>90 (R9: 68) / 3000K / 4767lm UP: LED cluster 5,1W / CRI>90 (R9: 68) / 3000K / 706lm
TM-30 VALUES	Rf: 89 / Rg: 97
SDCM	SDCM3
LM80	L70 > 60000
LED TECHNICS (LIGHT SOURCE)	DOWN: 4767lm // 34,4W // 139lm/W UP: 706lm // 5,1W // 139lm/W
LED TECHNICS (LUMINAIRE)	DOWN: 3842lm // 39,6W // 97lm/W UP: 668lm // 5,9W // 114lm/W

Remarks

[Click here for ZOOVER 120 acoustic specifications](#)

Options

CABLE BASE R / S
COVERSET R 62-90-100
CONNECTION ST / CONNECTION TRIMLESS
SUSPENSION ST / SUSPENSION TRIMLESS

DELTALIGHT

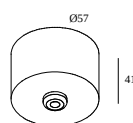
ZOOVER 120 DOWN-UP DARK GREY 930

28220 9300 B

For detailed installation instructions, please consult the manual : [28220_XXX0_HAND.pdf](#)

FINISH YOUR SPECIFICATION

Current supply



203 99 55 ANO CABLE BASE R ANO

203 99 55 B CABLE BASE R B

203 99 55 W CABLE BASE R W

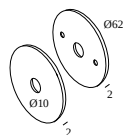


203 99 56 ANO CABLE BASE S ANO

203 99 56 B CABLE BASE S B

203 99 56 W CABLE BASE S W

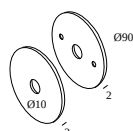
Coversets



204 00 62 ANO COVERSET R 62 ANO

204 00 62 B COVERSET R 62 B

204 00 62 W COVERSET R 62 W



204 00 90 ANO COVERSET R 90 ANO

DELTALIGHT

ZOOVER 120 DOWN-UP DARK GREY 930

28220 9300 B

204 00 90 B COVERSET R 90 B

204 00 90 W COVERSET R 90 W

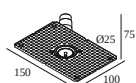


204 00 100 ANO COVERSET R 100 ANO

204 00 100 B COVERSET R 100 B

204 00 100 W COVERSET R 100 W

Suspension parts



328 10 01 SUSPENSION TRIMLESS O.F.A.

Cutout dimension (mm): 62 (CONCRETE: 102)

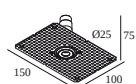


15225 0340 B SUSPENSION ST B

Cutout dimension (mm): 27

15225 0340 W SUSPENSION ST W

Electric connection parts



328 10 03 CONNECTION TRIMLESS O.F.A.

Cutout dimension (mm): 62 (CONCRETE: 102)



15225 0360 B CONNECTION ST B

Cutout dimension (mm): 43

15225 0360 W CONNECTION ST W

DELTALIGHT

ZOOVER 120 DOWN-UP DARK GREY 930

28220 9300 B

Notes: